

TD 700

CONSTANT DIRECTIVITY HORN

DESCRIPTION

The TD 700 features a 2 in throat entry, flat front horn, with constant coverage angles of 90° x 40°, and cutoff frequency of 300 Hz. This model is constructed of heavy duty, 7 mm. thick, fiberglass material. A cast aluminium adaptor is supplied, that will accept 2 in throat diameter compression drivers.

SPECIFICATIONS

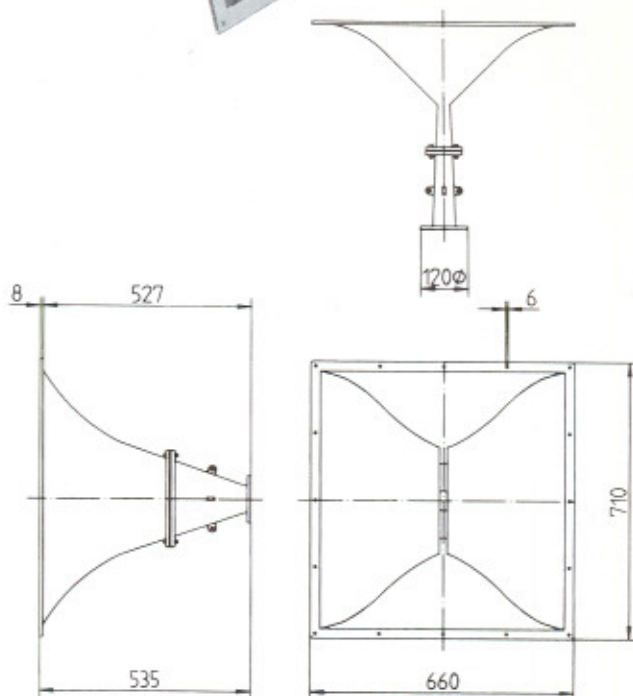

Horizontal Beamwidth	90° (+20°, -10°)
	(-6 dB, 400 Hz to 20 kHz)
Vertical Beamwidth	40° (+30°, -5°)
	(-6 dB, 400 Hz to 20 kHz)
Directivity factor	10.5 (average 500 Hz to 16 kHz)
Directivity index (d _i)	10.1 db (+0.9 dB, -1.2 dB)
Usable low freq. limit	500 Hz
Dimensions:	Height: 710 mm. 28 in.
	Width: 660 mm. 26 in.
	Depth: 535 mm. 21 in.
Net weight	5.5 kg. 12 lb.
Shipping weight	7 kg. 15.5 lb.

CONSTRUCTION

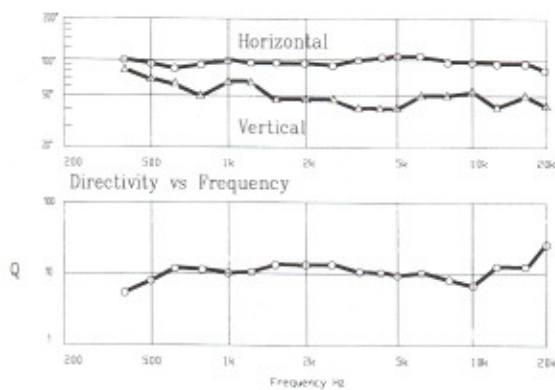
Polyester resin and glass-fiber laminate.
Cast aluminium adaptor.
Connection of driver by four screws on a 4 in. (101 mm.) diameter bolt circle.
Mounting hardware is supplied.

RECOMMENDED DRIVERS

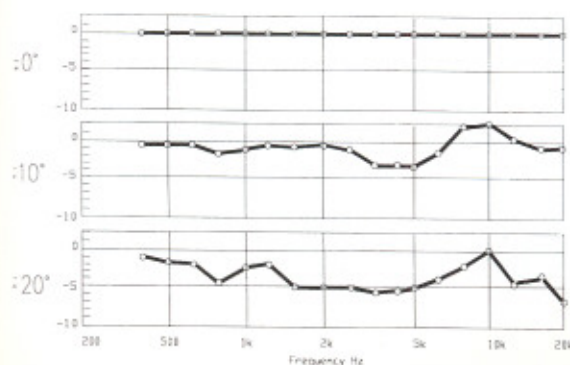
- CP-850/Nd
- CP-800/Ti
- CP-600/Ti



-6 dB BEAMWIDTH VS FREQUENCY



VERTICAL OFF-AXIS RESPONSE



HORIZONTAL OFF-AXIS RESPONSE

