

TECHNICAL SPECIFICATIONS

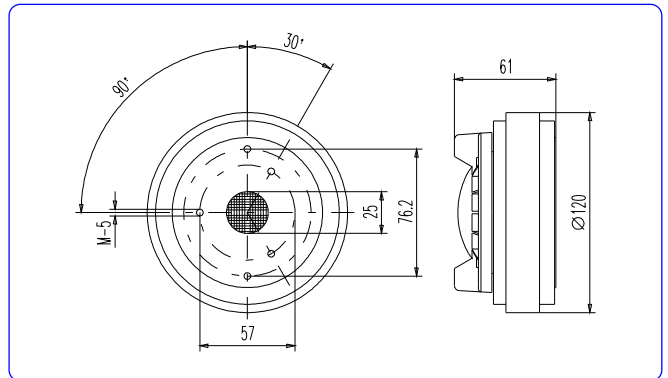
Throat diameter	25 mm. 1 in.
Rated impedance	8 ohms.
Minimum impedance	5.3 ohms @ 4.3 kHz
D.C. Resistance	5.6 ohms.
Power capacity *	40 w AES above 1.2 kHz 60 w AES above 2 kHz
Program power	80 w above 1.2 kHz 120 w above 2 kHz
Sensitivity **	108 dB 1 w @ 1m coupled to TD-250 horn
Frequency range	0.8 - 18 kHz
Recommended crossover	1.2 kHz or higher (12 dB/oct. min.)
Voice coil diameter	44.4 mm. 1.75 in.
Magnetic assembly weight	2.1 kg. 4.63 lb.
Flux density	1.8 T
BL factor	9.3 N/A



MOUNTING INFORMATION

Overall diameter	120 mm. 4.72 in.
Depth	61 mm. 2.40 in.
Mounting	Three M5 threaded holes, 120° apart on 57 mm. (2.24 in.) diameter circle. Two M5 threaded holes, 180° apart on 76.2 mm. (3 in.) diameter circle. Mounting hardware is supplied.
Net weight	2.2 kg. 4.84 lb.
Shipping weight	2.35 kg. 5.17 lb.

DIMENSION DRAWINGS



MATERIALS

- **Diaphragm:** mylar.
- **Voice coil:** edgewound aluminium ribbon.
- **Voice coil former:** polyimide.
- **Magnet:** ferrite.

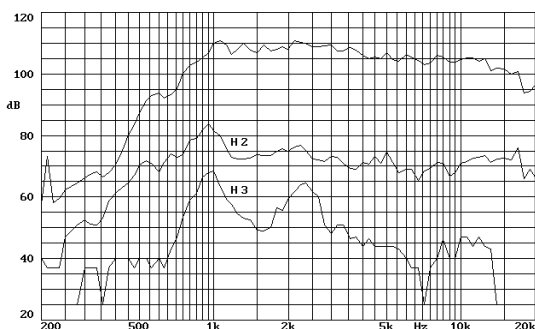
Notes:

*The power capacity is determined according to AES2-1984 (r2003) standard.
Program power is defined as the transducer's ability to handle normal music program material.
**Sensitivity was measured at 1 m distance, on axis, with 1 w input, averaged in the range 1-7 kHz.

GENERAL DESCRIPTION

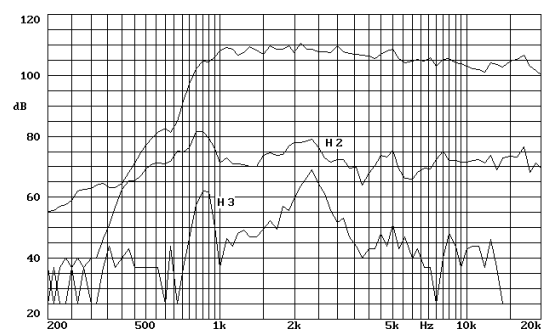
This 1" compression driver features a lightweight mylar diaphragm that provides an excellent high frequency response with low harmonic distortion. Other key features of this model are its excellent sensitivity (108 dB) and its high power handling (60 w AES above 1 kHz). By the other hand, the coil-diaphragm assembly is easily field replaceable without soldering.

FREQUENCY RESPONSE AND DISTORTION CURVES



Note: on axis frequency response measured coupled to TD-250 horn in anechoic chamber, 1w @ 1m.

FREQUENCY RESPONSE AND DISTORTION CURVES



Note: on axis frequency response measured coupled to TD-245 horn in anechoic chamber, 1w @ 1m.